

NEW!

2022
NEW PRODUCT CATALOG



BETTER PRODUCTS. BETTER WORLD.



We love the balance the bicycle brings to the world and its power to make people, communities and the planet healthier. In addition to creating products that make cycling safer and more enjoyable, we pledge time, resources and profits to organizations working for sustainable transportation solutions.

COME RIDE WITH US.

DUAL BLAZE 1500 (3200)



1500
LUMENS

This twin beam bike light is bright! The Dual Blaze® 1500 utilizes two distinct beams of light to maximize lumen output and field of vision when you need to see the trail, path, or road. Two high output Nichia LEDs are powered by a Samsung 5000mAh lithium battery to deliver a whopping 1500 lumens of trail blazing light. It's engineered with four settings so choose the power mode that best suits your cycling needs. We've added our famous Superflash strobe for daytime biking so vehicles are quick to notice you on the road from more than a half mile away even in peak daytime sun.




PERFORMANCE REPORT

TESTED TO FLI STANDARDS F11	MOUNTING 25.4-31.8 MM DIAMETER HANDLEBAR	HIGH 2.5 1500	MED 6 800	LOW 12 400	SUPERFLASH™ UP TO 45 HOURS 1500 LUMENS
DEGREES OF VISIBILITY 275	CHARGING 3.5 HOURS USB-C CABLE INCLUDED	WATERPROOF IP64		LI-ION BATTERY SAMSUNG 5000mAh Li-Ion	185 GRAMS

MSRP \$99.99

UL LISTED ENEC 1500 LUMENS 1500

SHINER 70 (3300)



The Shiner 70 bike tail light has got your back! This unique, high visibility rear flashing light makes you more visible to other riders and drivers while out on your ride. Its modern linear design integrates smoothly to your bike whether mounted to your seat post, seat stay, rack, or helmet. The 7 LED PB Power Array™ delivers 70 lumens of broad beam light to make sure you stand out in traffic whether it's day or night.

VERSATILE
QUICK MOUNT

PERFORMANCE REPORT				
TESTED TO FLI STANDARDS FL1	MOUNTING 22-36 MM DIAMETER HANDLEBAR	HIGH 1.5 70 LUMENS	LOW 4.5 40	SUPERFLASH™ UP TO 8 HOURS 70 LUMENS
DEGREES OF VISIBILITY 180°	CHARGING 2 HOURS USB-MICRO CABLE INCLUDED	WATERPROOF IP65	LI-ION BATTERY 440 mAh	30 GRAMS

MSRP \$29.99



Our waterproof design, soft to the touch button, and simply mounting, make this the easy go-to light for every type of bike including cargo bikes, Electric bikes, and gravel bikes. Add the Shiner 70 tail light to the back of your bike and let it shine, let it shine, let it shine!

SHINER 70 LIGHT SET (3400)




The Shiner 70 bike light set is a unique and high visibility front and rear combo set that will make you more visible to other cyclists and drivers while out on your ride. Its modern linear design

integrates smoothly to your bike. Not only does it look sharp; but, the head light and tail light delivers 70 lumens of broad beam light to make sure you're safe and seen in traffic whether it's day or night. The rechargeable 440 mAh lithium polymer battery is fast charging and will keep the Shiner 70 lights powered up for up to 12 hours.

PERFORMANCE REPORT				
HEAD LIGHT	HIGH 2.5 70 LUMENS	LOW 8 20	SUPERFLASH UP TO 12 HOURS 70 LUMENS	TAIL LIGHT
	HIGH 1.5 70 LUMENS	LOW 4.5 40	SUPERFLASH™ UP TO 8 HOURS 70 LUMENS	
TESTED TO FLI STANDARDS FL1	DEGREES OF VISIBILITY 180°	CHARGING 2 HOURS USB-MICRO CABLE INCLUDED	WATERPROOF IP65	LI-ION BATTERY 440 mAh
30 GRAMS				

MSRP \$49.99









DUAL BEAMER 120 (3202)



The Dual Beamer 120 provides four distinct modes of light for all of your unique riding and lighting needs. Two distinct bulbs can run simultaneously or individually to control lumen output and beam pattern. It's simple to mount and adjust. The two AAA batteries provide long run times so you will rarely have to think about your light. Ride safe, ride far and be in control of your settings with this super flexible light.



PERFORMANCE REPORT

BATTERIES INCLUDED		MOUNTING		WATERPROOF	
 AAA  AAA		 22-31.8 MM		 IPX4	
HIGH	LOW	COURTESY™		SUPERFLASH™	
					
6	15	25	HOURS	UP TO 70 HOURS	
120	80	105	LUMENS	120 LUMENS	
MSRP \$24.99					

FORK MOUNT HEADLIGHT BRACKET (3118)



- Compatible with Blaze and Beamer headlights (except the Beamer 80 and 120)
- Multiple pivot points allows for optimal light projection
- Bracket bolts through brake mount on fork crown (hardware included)
- Weight: 72 grams
- MSRP \$14.99

FRESH AIR (IIII)

The Fresh Air Mini Pump is a strong, light, durable mini pump with a built in gauge for accurate tire pressure whenever you need to get some “fresh air” in your tires.



PERFORMANCE REPORT

GAUGE



PRESTA/SCHRADER



FEATHER LIGHT



CONSTRUCTION

AI

MSRP \$19.99



It's designed for fast inflation to 60psi, with a maximum pressure rating of 100psi. The Fresh Air is loaded with features such a large 1.5" gauge face that takes the guess work out of finding the right pressure. The integrated T-handle makes for comfortable and efficient pumping. And the dual head automatically adjusts to fit both Schrader and Presta valves.


CASCADIA ALUMINUM (7081)

PERFECT FOR
GRAVEL BIKES



Gravel Bikes are built to ride everything and everywhere. And as you know, adventuring can sometimes get a little sloppy so why not fender up that gravel stallion. Planet Bike's new 700c x 55mm Cascadia ALX fenders are designed to fit a gravel bike's wider tires. So if your gravel bike exploits include commuting, rondo and bike pack adventuring or gravel grinding, upgrade your fender game with the newest fender set from Planet Bike.

Whether riding around town or touring cross country, you can rely on these robust fenders to provide years of full-wrap coverage. As an added bonus, they protect your bike and extend the life of your components. Those riding behind you will rejoice that they no longer have to eat your second-hand tire mire!



PERFORMANCE REPORT

SIZE



700 x 55c

COVERAGE



FULL

FEATHER LIGHT



CONSTRUCTION

AL

MSRP \$124.99



2022

NEW PRODUCT CATALOG



ALX 2.0 BIKE FLOOR PUMP (1002-9)



STX BIKE FLOOR PUMP (1006-9)



COMP 2.0 BIKE FLOOR PUMP (1007-9)



NEW
Longer Hose

All of our floor pumps come spec'd with a longer hose for fast and hassle-free inflation.

Whether you are a daily commuter, a weekend shredder or an occasional pedaler, we have a pump for you.

PERFORMANCE REPORT			
GAUGE	PRESTA SCHRADER	LONGER HOSE	EXTRA INFLATION NEEDLES
			
MSRP ALX \$59.99 • STX \$54.99 • COMP \$39.99			

BLAZE 800 SLX (3155)















BLAZE 600 SLX (3154)
















BLAZE 400 SLX (3153)



The newest version of our Blaze SLX headlights come with Clean Beam lensing which creates a horizontal cut-off beam for courteous, anti-glare illumination that won't blind oncoming cyclists and path users. Great optics, abundant lumen output and Clean Beam technology make the Planet Bike Blaze SLX headlights a great choice for cyclists.

PERFORMANCE REPORT						
TESTED TO FLI STANDARDS 	CHARGING 6.3 HOURS  USB CABLE INCLUDED	HIGH	MED	LOW	COURTESY™	SUPERFLASH™
						
		1.5	3.7	6	16	UP TO 2 HOURS
		800	400	200	165-220	LUMENS
DEGREES OF VISIBILITY 	CLEAN BEAM™  CUTOFF LENS	MOUNTING	WATERPROOF		Li-Ion BATTERY	
						
		25.4-35 MM DIAMETER HANDLEBAR	IP66		145 GRAMS	
MSRP \$79.99						

PERFORMANCE REPORT						
TESTED TO FLI STANDARDS 	CHARGING 5 HOURS  USB CABLE INCLUDED	HIGH  1.8 600	MED  3.7 300	LOW  8 150	COURTESY™  20 HOURS 150-250 LUMENS	SUPERFLASH™  UP TO 40 HOURS 600 LUMENS
DEGREES OF VISIBILITY  275	CLEAN BEAM™  CUTOFF LENS	MOUNTING  25.4-35 MM DIAMETER HANDLEBAR	WATERPROOF  IP66	Li-Ion BATTERY 		WEIGHT  145 GRAMS
MSRP \$59.99						

PERFORMANCE REPORT					
TESTED TO FLI STANDARDS FL1	CHARGING 3.5 HOURS USB CABLE INCLUDED	HIGH 1.5 400	LOW 4 200	COURTESY™ 13 125-250 LUMENS	SUPERFLASH™ 30 UP TO 2 HOURS 400 LUMENS
DEGREES OF VISIBILITY 275	CLEAN BEAM™ CUTOFF LENS	MOUNTING 25.4-35 MM DIAMETER HANDLEBAR	WATERPROOF IP66	Li-Ion BATTERY	WEIGHT 145 GRAMS
MSRP \$49.99					

CURRENT 500 E-BIKE HEADLIGHT (3500)



The Planet Bike Current 500 front white head light is designed to illuminate the path ahead whenever you hop on your electric bike. The OSRAM LED delivers 500 lumens and the precision fish eye Clean Beam lensing creates a horizontal cut-off beam that won't blind oncoming cyclists and path users. The sleek, rugged and compact form is constructed of aluminum alloy and mounts neatly to your bike's fork crown. The mounting bracket's dual pivot points let you fine tune the beam to ideally project light for a safe ride day or night.

PERFORMANCE REPORT

DEGREES OF VISIBILITY



ADJUSTABLE ANGLE



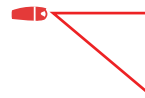
2 PIVOT POINTS

BOSCH PLUG INCLUDED



DC 6-15 VOLTS

CLEAN BEAM™



CUTOFF LENS

WATERPROOF



WEIGHT



116 GRAMS

MSRP \$59.99

ARS LIFT 175 (5200)



The A.R.S. Lift bike seats are all about comfort, comfort and a little bit more comfort! Planet Bike's Anatomic Relief design is enhanced with Lift technology. The Lift handle gives you a great hand hold to more easily pick up and move your bike. Dampening inserts built into the shell of the saddle help reduce impact and vibration. The weather resistant cover includes abrasion resistant side panels.

ARS LIFT 210 (5201)



PERFORMANCE REPORT

ANATOMIC
RELIEF



ABRASION
RESISTANT



DAMPENING
INSERTS



CAMBER
CUSHION



MSRP \$39.99

LUNCH BOX (9123)



Our new and improved Lunch Box top tube mounted bike bag keeps your phone, snacks and other gear easily accessible. It installs quickly and easily with attached straps and the dual zipper makes opening and closing a breeze.

- 74 CU. IN. volume is ideal for ride snacks, phone, keys, first aid kit and more
- Clear protective pouch holds smartphone on top of bag for easy visibility during ride
- Hassle free pull tabs and dual zipper leash makes opening and closing easy
- Reflective piping provides additional safety and visibility to your ride
- White liner makes finding items easier
- Internal padding protects cargo inside
- MSRP: \$29.99



WARRANTY STATEMENT

We are so confident in the quality of our products that we offer a limited lifetime warranty to the original owner on all Planet Bike products. Warranty does not cover damage due to accident, abuse, or normal wear and tear. Proof of purchase is required. Contact your Planet Bike Bicycle Dealer or Planet Bike. NOTE: all lithium rechargeable lights carry a two year warranty.

PRODUCT QUALITY STATEMENT

We don't cut corners when we produce Planet Bike products. To assure you of top performance in all conditions, we use only the best materials and subcomponents. Everything we make is factory and rider tested for quality!

ADVOCACY COMMITMENT STATEMENT

1% for the Planet® is an alliance of businesses that are financially committed to creating a healthy planet. As a member, Planet Bike contributes 1% of our annual sales to organizations working to benefit the natural environment. This commitment aligns with our mission, values and belief that the bicycle provides powerful solutions for creating a healthier planet.

2402 Vondron Road
Madison, WI 53718
www.planetbike.com

Toll Free: 866. 256. 8510
Phone: 608. 256. 8510



©2022 Planet Bike. All rights reserved.