



BLINKY BUTTON SAFETY LIGHTS

For Models: 3088, 3088-1, 3089-1 & 3090-1



We love the balance that the bicycle brings to the world and its power to make people, communities and the planet healthier. In addition to creating products that make cycling safer and more enjoyable, we pledge time, resources and profits to organizations working for sustainable transportation solutions.

GOOD GEAR GUARANTEE



We are so confident in the quality of our products that we offer a limited lifetime warranty to the original owner of Planet Bike products. Warranty does not cover damage due to accident, abuse, or normal wear and tear. Any modification to Planet Bike products will void

all warranty. Proof of purchase is required. Return of the product is required for inspection. Contact your Planet Bike dealer or warranty@planetbike.com

CAUTION


- State laws vary by state. Use the flashing mode in accordance to your local regulations
- Do not disassemble or modify. Doing so will void all warranty
- Do not look directly at light
- Visit www.planetbike.com for replacement parts

WARNING

DOT reflector warning:


Warning: This light is not meant to replace your CPSC reflectors that came with your bicycle. Your reflectors should never be removed from your bicycle. Riding your bicycle at night is an inherently dangerous activity. No lighting system can protect you from inattentive motorists or road hazards. We recommend strict adherence to traffic laws, and the use of common sense, caution, reflective clothing and a helmet when riding in the dark.

MOUNTING OPTIONS




MOUNTING OPTIONS

1: REAR RACK




For red tail lights

2: SEAT POST MOUNT




For red tail lights

3: TOP TUBE



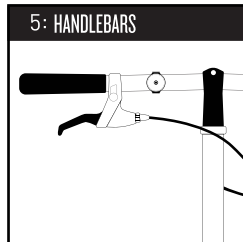
For amber side lights

4: DOWN TUBE / SEAT TUBE




For amber side lights

5: HANDLEBARS



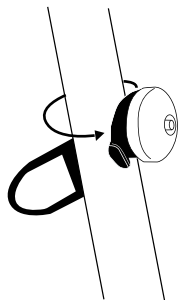
For clear head lights

6: FORK MOUNT




For amber side lights

INSTALLATION



REPLACING BATTERIES



*Battery number CR-2032 must be facing up